



2021-2022 City of Allen CAPER (approved by HUD on 1/13/23)

CR-05 - Goals and Outcomes

Progress the jurisdiction has made in carrying out its strategic plan and its action plan. 91.520(a)

This could be an overview that includes major initiatives and highlights that were proposed and executed throughout the program year.

This was the eightieth year that the City of Allen has successfully administered Community Development Block Grant (CDBG) funded programs.

The results of this program year were positive. Overall, the entitlement program met the goals established in the Consolidated Plan. 58% of the awarded grant funds were spent within the plan year and the remaining 42% have been programmed and will be spent within the first quarter of Fiscal Year 2023. The main challenge associated with spending money in a timely manner was the increase in construction prices and delays in materials. Home rehabilitation projects that have traditionally taken 90 days, averaged 180 days this year. Thus, these percentages do not represent a lack of projects, but rather delays in completion requiring City staff to roll projects over fiscal years.

In addition, the City finished out 100% of the remaining 2020-2021 CDBG-COVID Funds for a total of \$672,286 spent over the 2020-2021 and 2021-2022 Plan Years on public service activities, small business grants and general administration to address citizens and business owners directly affected by COVID.

Comparison of the proposed versus actual outcomes for each outcome measure submitted with the consolidated plan and explain, if applicable, why progress was not made toward meeting goals and objectives. 91.520(g)

Categories, priority levels, funding sources and amounts, outcomes/objectives, goal outcome indicators, units of measure, targets, actual outcomes/outputs, and percentage completed for each of the grantee's program year goals.

Goal	Category	Source / Amount	Indicator	Unit of Measure	Expected – Strategic Plan	Actual – Strategic Plan	Percent Complete	Expected – Program Year	Actual – Program Year	Percent Complete
Housing Education	Education	CDBG: \$	Other	Other	20	30	150.00%	20	30	150.00%
Housing Rehab	Affordable Housing	CDBG: \$	Homeowner Housing Rehabilitated	Household Housing Unit	10	15	150.00%	10	15	150.00%
Public Services	Affordable Housing Homeless	CDBG: \$	Public service activities other than Low/Moderate Income Housing Benefit	Persons Assisted	0	148		0	0	
Public Services	Affordable Housing Homeless	CDBG: \$	Homelessness Prevention	Persons Assisted	100	74	74.00%	100	74	74.00%
Public Services	Affordable Housing Homeless	CDBG: \$	Other	Other	0	0			0	
Public Services CDBG-CV	Non-Homeless Special Needs CDBG-CV COVID Relief	CDBG-CV: \$	Public service activities other than Low/Moderate Income Housing Benefit	Persons Assisted	33	33	100.00%	39	39	100.00%

Public Services CDBG-CV	Non-Homeless Special Needs CDBG-CV COVID Relief	CDBG-CV: \$	Homelessness Prevention	Persons Assisted				0		
Public Services CDBG-CV	Non-Homeless Special Needs CDBG-CV COVID Relief	CDBG-CV: \$	Other	Other	0	0				
Small Business Grants CDBG-CV	CDBG-CV COVID Relief	CDBG-CV: \$	Jobs created/retained	Jobs	6	6	100.00%			

Table 1 - Accomplishments – Program Year & Strategic Plan to Date

Assess how the jurisdiction’s use of funds, particularly CDBG, addresses the priorities and specific objectives identified in the plan, giving special attention to the highest priority activities identified.

Below is a summary of the accomplishments and expenditures for each priority need from this program year.

Home Repair Program

- Consolidated Plan Goal: The City will provide financial assistance for rehabilitation and repair of owner-occupied units. It is anticipated that 50 dwellings will be rehabbed or repaired at a rate of 10 per year.
- Results: 10 families received assistance with 2021-2022 funds in the amount of \$194,394.79 and 5 received assistance with previous year

funds in the amount of \$154,401.46 for a total of 15 projects and \$348,796 expended.

Public Service Funding

- Consolidated Plan Goal: Provide support to public service agencies for all classifications of very low to moderate income persons. Services may include emergency assistance with rent and utilities, counseling, food, and clothing, homeless prevention, transportation services, youth services, shelter for battered women, and hot meals for the elderly.
- Results: 74 families received assistance through public service agencies and the city directly.
- Expenditures: \$65,412

COVID Funds

- Consolidated Plan Goal: Prevent, prepare for, and respond to coronavirus for all classifications of very low to moderate income persons.
- Results: 33 students received tutoring assistance to help overcome learning delays attributed to the COVID-19 pandemic and 6 small businesses received grants to finish off the 2020-2021 COVID funds.
- Expenditures: \$137,558.67

CR-10 - Racial and Ethnic composition of families assisted

Describe the families assisted (including the racial and ethnic status of families assisted).

91.520(a)

	CDBG
White	51
Black or African American	57
Asian	9
American Indian or American Native	3
Native Hawaiian or Other Pacific Islander	8
Total	128
Hispanic	3
Not Hispanic	0

Table 2 – Table of assistance to racial and ethnic populations by source of funds

Narrative

Owner-Occupied Rehabilitation head of household numbers are as follows: 13 White, 2 Asian with 0 identifying as Hispanic and 8 being female head of household.

Public Service funding includes Allen Community Outreach (ACO) and assisted the following: 24 White, 37 Black or African American, 3 American Indian, 2 Asian, 8 Others, and 1 identified as Hispanic and 54 female head of households for a total of 74 people.

The remaining 2020-2021 CDBG-CV funding was completed through the Tutoring Assistance program and Small Business Grant Program. Tutoring Assistance served 33 students with 2 Asian, 19 37 Black or African American, 11 White, 2 identified as Hispanic and 20 had female heads of households. The SBGP provided funding to 6 business to hire or retain low-moderate income employees. Within the 2021-2022 Plan Year the following were hired or retained: 2 Asian, 1 Black or African American, 3 White with none identifying as female head of household.

CR-15 - Resources and Investments 91.520(a)

Identify the resources made available

Source of Funds	Source	Resources Made Available	Amount Expended During Program Year
CDBG	public - federal	436,081	259,807
Other	public - federal	0	

Table 3 - Resources Made Available

Narrative

Identify the geographic distribution and location of investments

Target Area	Planned Percentage of Allocation	Actual Percentage of Allocation	Narrative Description
Citywide	100	100	All funds were spent within the boundaries of the City of Allen.

Table 4 – Identify the geographic distribution and location of investments

Narrative

The City was allocated \$436,081 in CDBG funds for Plan Year 2021-2022. Of that, \$370,669 was allocated to Owner-Occupied Rehabilitation with \$259,806.79 being spent, and \$65,412 allocated to Public Services with \$65,412 being spent. The rest of the funds spend this plan year were prior year funds.

Leveraging

Explain how federal funds leveraged additional resources (private, state and local funds), including a description of how matching requirements were satisfied, as well as how any publicly owned land or property located within the jurisdiction that were used to address the needs identified in the plan.

The City of Allen is able to provide funding to public service agencies that they in turn use as leverage for obtaining additional funding. Through this process, programs such as the rent, mortgage, and utility assistance program operated by Allen Community Outreach are able to acquire additional funds through other sources. This year the City also funded public service agencies with \$96,588 in local City funds. In addition, the City received \$10,000 in Community Reinvestment Act Funds from Happy State an additional \$25,000 in City funds for the Property Improvement Program that allowed our CDBG funds to go further. The City continues to seek additional funding from local, state and federal resources to maximize the effectiveness of the CDBG funds.

CR-20 - Affordable Housing 91.520(b)

Evaluation of the jurisdiction's progress in providing affordable housing, including the number and types of families served, the number of extremely low-income, low-income, moderate-income, and middle-income persons served.

	One-Year Goal	Actual
Number of Homeless households to be provided affordable housing units	0	0
Number of Non-Homeless households to be provided affordable housing units	0	0
Number of Special-Needs households to be provided affordable housing units	0	0
Total	0	0

Table 5 – Number of Households

	One-Year Goal	Actual
Number of households supported through Rental Assistance	100	74
Number of households supported through The Production of New Units	0	0
Number of households supported through Rehab of Existing Units	10	15
Number of households supported through Acquisition of Existing Units	0	0
Total	110	89

Table 6 – Number of Households Supported

Discuss the difference between goals and outcomes and problems encountered in meeting these goals.

1. 15 households have sustained affordable housing through the home repair program for the purpose of providing decent affordable housing. The original goal was 10 houses, but the City was able to complete 15.
2. 74 people received rental/utility assistance through PSA funding.
3. The City also provides fair housing information to program participants, public service agencies, and any interested individuals or groups. Additional actions include promotion of home

ownership programs through the Texas Department of Housing and Community Affairs, assistance for and enforcement of property and house maintenance and improvements, neighborhood clean-up projects and ongoing discussions on public transit.

Discuss how these outcomes will impact future annual action plans.

100% of the 2021-2022 funds have been allocated or programed. There are no known significant impacts on future plans.

Include the number of extremely low-income, low-income, and moderate-income persons served by each activity where information on income by family size is required to determine the eligibility of the activity.

Number of Households Served	CDBG Actual	HOME Actual
Extremely Low-income	55	0
Low-income	18	0
Moderate-income	16	0
Total	89	0

Table 7 – Number of Households Served

Narrative Information

Of the above statistics, the Owner-Occupied Rehabilitation Program included 1 extremely low, 4 Low, and 10 Moderate Income Households.

The Public Service rent and utility assistance program run by Allen Community Outreach included 54 Extremely Low, 14 Low, and 6 Moderate Income Households.

CR-25 - Homeless and Other Special Needs 91.220(d, e); 91.320(d, e); 91.520(c)

Evaluate the jurisdiction's progress in meeting its specific objectives for reducing and ending homelessness through:

Reaching out to homeless persons (especially unsheltered persons) and assessing their individual needs

Homeless prevention remains a low priority need in Allen. The City has primarily addressed the needs of the homeless through support of sub recipients such as Allen Community Outreach, who provides rental, mortgage and utility assistance to prevent homelessness. Additional research and studies are being conducted to evaluate future polices due to growing awareness of homeless issues within Collin County.

Addressing the emergency shelter and transitional housing needs of homeless persons

City staff continues to be an active participant in the Metro Dallas Homeless Alliance Continuum of Care, which has implemented a Plan to End Chronic Homelessness in Dallas and Collin County. The City continues to assist public service agencies to meet underserved needs

Helping low-income individuals and families avoid becoming homeless, especially extremely low-income individuals and families and those who are: likely to become homeless after being discharged from publicly funded institutions and systems of care (such as health care facilities, mental health facilities, foster care and other youth facilities, and corrections programs and institutions); and, receiving assistance from public or private agencies that address housing, health, social services, employment, education, or youth needs

The City of Allen addresses homeless prevention through Public Service Agency funding that supplies rental and utilities assistance to help low-income families remain in their homes. In addition, the owner-occupied home rehabilitation program provides low-income homeowners with needed repairs that enable them to remain in their homes when they might not otherwise be able to do so.

Helping homeless persons (especially chronically homeless individuals and families, families with children, veterans and their families, and unaccompanied youth) make the transition to permanent housing and independent living, including shortening the period of time that individuals and families experience homelessness, facilitating access for homeless individuals and families to affordable housing units, and preventing individuals and families who were recently homeless from becoming homeless again

In addition to the CDBG programs described above the City of Allen funds public service agencies out of local funds (\$96,588) to help provide transitional housing and homeless prevention services such as The

Family Place and Meals on Wheels.

CR-30 - Public Housing 91.220(h); 91.320(j)

Actions taken to address the needs of public housing

The City of Allen does not have a Public Housing Authority. Although the Plano Housing Authority and McKinney Housing Authority do on occasion coordinate assistance for residents in Allen, they do not actively promote housing assistance programs in the community. The City will continue to coordinate activities with them.

Actions taken to encourage public housing residents to become more involved in management and participate in homeownership

N/A

Actions taken to provide assistance to troubled PHAs

N/A

CR-35 - Other Actions 91.220(j)-(k); 91.320(i)-(j)

Actions taken to remove or ameliorate the negative effects of public policies that serve as barriers to affordable housing such as land use controls, tax policies affecting land, zoning ordinances, building codes, fees and charges, growth limitations, and policies affecting the return on residential investment. 91.220 (j); 91.320 (i)

The Community Enhancement Department continues to advocate a balance of new housing types. Results can be seen in an increase in discussions regarding new housing developments that include town homes, small lot developments and a range of multi-family product types.

Actions taken to address obstacles to meeting underserved needs. 91.220(k); 91.320(j)

The City provides fair housing information to program participants, public service agencies, and any interested individuals or groups. Additional actions include promotion of home ownership programs through the Texas Department of Housing and Community Affairs, assistance for and enforcement of property and house maintenance and improvements, neighborhood clean-up projects and ongoing discussions on public transit.

Actions taken to reduce lead-based paint hazards. 91.220(k); 91.320(j)

For program year 2021-2022 we tested 8 properties for lead-based paint and addressed findings per HUD guidelines. We also educate and make Allen residents aware of the dangers of lead-based paint by offering HUD lead based paint materials and information.

Actions taken to reduce the number of poverty-level families. 91.220(k); 91.320(j)

Because of the high cost of living in this area, there are few families who are living below the poverty level. These families are transient in nature and move from relatives and friend's homes, emergency shelter sites and other short-term accommodations as they search for somewhere to stay in and out of Allen. Those families who need financial help and a home are referred to appropriate housing programs and social service agencies that can provide counseling, shelter and programs to help them become self-sufficient. Staff also coordinates efforts with other organizations like the Collin County Homeless Coalition and Metro Dallas Homeless Alliance, to address these issues on a regional level.

Actions taken to develop institutional structure. 91.220(k); 91.320(j)

In an effort to eliminate gaps in institutional structures, the City remains actively involved with outside agencies and regional governmental entities. The City coordinates with public service agencies, local housing authorities and surrounding communities to address public service needs related to housing activities and the underserved. The City also participates with the Collin County Homeless Coalition and the Metro Dallas Homeless Alliance to maximize resources for the provision of services to the homeless

population.

Actions taken to enhance coordination between public and private housing and social service agencies. 91.220(k); 91.320(j)

See above answer.

Identify actions taken to overcome the effects of any impediments identified in the jurisdictions analysis of impediments to fair housing choice. 91.520(a)

Part of the obstacles to meeting the needs of the underserved is eliminating the gaps in institutional structure discussed above. In addition, the City leverages CDBG funds with City funded grants to other public service agencies in the area to address the needs of the underserved.

CR-40 - Monitoring 91.220 and 91.230

Describe the standards and procedures used to monitor activities carried out in furtherance of the plan and used to ensure long-term compliance with requirements of the programs involved, including minority business outreach and the comprehensive planning requirements

Allen Community Outreach is monitored on a yearly basis to ensure compliance and technical assistance with the CDBG program and regulations. Monitoring includes an on-site and desk review of financial and programmatic compliance on a regular basis to ensure contract compliance. The most recently monitoring visit took place on February 5, 2019 due to COVID precautions; however, a monitoring visit will be scheduled in January 2023 to review the 2020-2021 and 2021-2022 Plan Years.

While it is difficult to maintain a qualified pool of contractors for our Owner-Occupied Home Rehabilitation program, we do stress the importance of hiring low-moderate income and historically underutilized business owners when they are hiring sub-contractors and we as the City seek out that same criteria when evaluating general contractors for the program.

This was the eighteenth year that the City of Allen has successfully administered CDBG funded programs. The results of this program year were very positive. The programs met the goals established in the Consolidated Plan. In addition, 100% of the awarded grant funds were spent and/or are programmed to be spent in the first two quarters of plan year 2022-2023.

Citizen Participation Plan 91.105(d); 91.115(d)

Describe the efforts to provide citizens with reasonable notice and an opportunity to comment on performance reports.

The City of Allen continues to follow the public participation plan established for all CDBG activities. A notice was published in one newspaper that covers the metroplex announcing the availability of the 2021-2022 CAPER for public examination and citizen comment. The public review period began on October 23, 2022 and ran through November 8, 2022. The CAPER document was available on the City's website and at City Hall. The report was also sent to all Public Service agencies for comment. As of the date of drafting this report, no public comments have been received. An advertised public hearing was held on November 8, 2022 and a presentation given to the City Council. The presentation was also aired on local community television and is available for viewing on the City's website.

CR-45 - CDBG 91.520(c)

Specify the nature of, and reasons for, any changes in the jurisdiction's program objectives and indications of how the jurisdiction would change its programs as a result of its experiences.

The City of Allen is not proposing any changes at this time.

Does this Jurisdiction have any open Brownfields Economic Development Initiative (BEDI) grants?

No

[BEDI grantees] Describe accomplishments and program outcomes during the last year.

CR-45 - CDBG 91.520(c)

Specify the nature of, and reasons for, any changes in the jurisdiction's program objectives and indications of how the jurisdiction would change its programs as a result of its experiences.

The City of Allen is not proposing any changes at this time.

Does this Jurisdiction have any open Brownfields Economic Development Initiative (BEDI) grants?

No

[BEDI grantees] Describe accomplishments and program outcomes during the last year.

CR-58 – Section 3

Identify the number of individuals assisted and the types of assistance provided

Total Labor Hours	CDBG	HOME	ESG	HOPWA	HTF
Total Number of Activities	0	0	0	0	0
Total Labor Hours					
Total Section 3 Worker Hours					
Total Targeted Section 3 Worker Hours					

Table 8 – Total Labor Hours

Qualitative Efforts - Number of Activities by Program	CDBG	HOME	ESG	HOPWA	HTF
Outreach efforts to generate job applicants who are Public Housing Targeted Workers					
Outreach efforts to generate job applicants who are Other Funding Targeted Workers.					
Direct, on-the job training (including apprenticeships).					
Indirect training such as arranging for, contracting for, or paying tuition for, off-site training.					
Technical assistance to help Section 3 workers compete for jobs (e.g., resume assistance, coaching).					
Outreach efforts to identify and secure bids from Section 3 business concerns.					
Technical assistance to help Section 3 business concerns understand and bid on contracts.					
Division of contracts into smaller jobs to facilitate participation by Section 3 business concerns.					
Provided or connected residents with assistance in seeking employment including: drafting resumes, preparing for interviews, finding job opportunities, connecting residents to job placement services.					
Held one or more job fairs.					
Provided or connected residents with supportive services that can provide direct services or referrals.					
Provided or connected residents with supportive services that provide one or more of the following: work readiness health screenings, interview clothing, uniforms, test fees, transportation.					
Assisted residents with finding child care.					
Assisted residents to apply for, or attend community college or a four year educational institution.					
Assisted residents to apply for, or attend vocational/technical training.					
Assisted residents to obtain financial literacy training and/or coaching.					
Bonding assistance, guaranties, or other efforts to support viable bids from Section 3 business concerns.					
Provided or connected residents with training on computer use or online technologies.					
Promoting the use of a business registry designed to create opportunities for disadvantaged and small businesses.					
Outreach, engagement, or referrals with the state one-stop system, as designed in Section 121(e)(2) of the Workforce Innovation and Opportunity Act.					

Other.					
--------	--	--	--	--	--

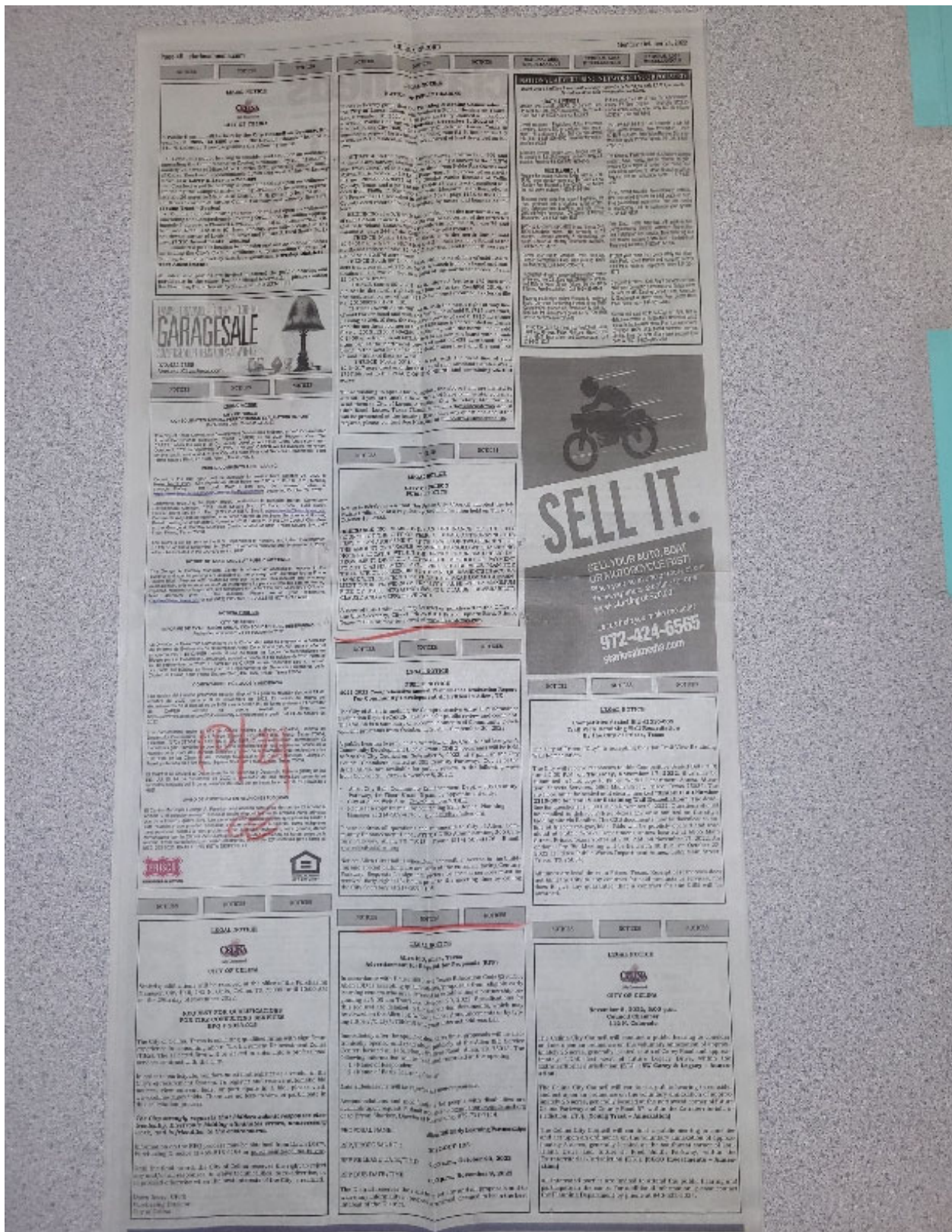
Table 9 – Qualitative Efforts - Number of Activities by Program

Narrative

N/A

Attachment

PHN and Comments



SELL IT.

SELL YOUR AUTO, BOAT OR MOTORCYCLE FIRST!

WE BUY ANY MAKE, MODEL OR YEAR. WE PAY CASH!

CALL TODAY TO GET YOUR FREE CASH OFFER!

972-424-6565

sellmyauto.com

Garage Sale

... (illegible text) ...

Garage Sale

... (illegible text) ...

Garage Sale

... (illegible text) ...

Garage Sale

... (illegible text) ...

Garage Sale

... (illegible text) ...

Garage Sale

... (illegible text) ...

Garage Sale

... (illegible text) ...

Garage Sale

... (illegible text) ...

Garage Sale

... (illegible text) ...

Garage Sale

... (illegible text) ...

Garage Sale

... (illegible text) ...

Garage Sale

... (illegible text) ...

Garage Sale

... (illegible text) ...

Garage Sale

... (illegible text) ...

Garage Sale

... (illegible text) ...

Garage Sale

... (illegible text) ...

Garage Sale

... (illegible text) ...

Garage Sale

... (illegible text) ...

City of Allen CAPER Public Hearing Summary

One public comment was received during the public hearing period. Paula Kelly of 111 Greeting Gate Ln. Allen, TX spoke during the public hearing on November 8, 2022. She conveyed her gratitude for the program and thanked the City Council for the improvements made to her home through the City's CDBG Home Rehabilitation Program.

City Council Resolution

RESOLUTION NO. 3968-11-22 (R)

A RESOLUTION OF THE CITY COUNCIL OF THE CITY OF ALLEN, COLLIN COUNTY, TEXAS, APPROVING THE 2021-2022 COMPREHENSIVE ANNUAL PERFORMANCE EVALUATION REPORT (CAPER); AUTHORIZING ITS SUBMISSION TO THE U.S. DEPARTMENT OF HOUSING AND URBAN DEVELOPMENT (HUD); REPEALING ALL RESOLUTIONS IN CONFLICT; PROVIDING A SEVERABILITY CLAUSE; AND PROVIDING AN EFFECTIVE DATE.

WHEREAS, the Allen City Council recognizes the importance of neighborhood integrity, decent housing, and a suitable living environment and has implemented programs to address these needs through participation in the Community Development Block Grant (CDBG) Program; and,

WHEREAS, the City of Allen has implemented programs in compliance with the requirements of the U.S. Department of Housing and Urban Development; and,

WHEREAS, the Allen City Council has undertaken a public participation process, including consultation with public service providers, input from residents, and public hearings.

NOW, THEREFORE, BE IT RESOLVED BY THE CITY COUNCIL OF THE CITY OF ALLEN, COLLIN COUNTY, TEXAS, THAT:

SECTION 1. In order to fulfill the requirements of the Community Development Block Grant Program of the City of Allen, the City Council of the City of Allen, Texas, hereby approves the 2021-2022 CAPER.

SECTION 2. The Mayor of the City of Allen, along with the City Manager, is hereby authorized to submit the 2021-2022 CAPER to the U.S. Department of Housing and Urban Development (HUD) for review and approval.

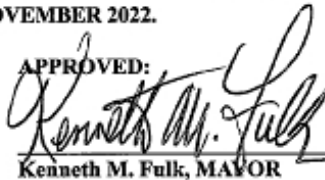
SECTION 3. Any prior Resolution of the City Council in conflict with the provisions contained in this Resolution are hereby repealed and revoked.

SECTION 4. Should any part of this Resolution be held to be invalid for any reason, the remainder shall not be affected thereby, and such remaining portions are hereby declared to be severable.

SECTION 5. This Resolution shall take effect immediately from and after its passage, and it is so duly resolved.

DULY PASSED AND APPROVED BY THE CITY COUNCIL OF THE CITY OF ALLEN, COLLIN COUNTY, TEXAS, ON THIS THE 8TH DAY OF NOVEMBER 2022.

APPROVED:




Kenneth M. Fulk, MAYOR

ATTEST:



Shelley B. George, TRMC, CITY SECRETARY

PR-26 and Attachment for CDBG and CDBG-CV

		Office of Community Planning and Development U.S. Department of Housing and Urban Development Integrated Disbursement and Information System PR26 - CDBG Financial Summary Report Program Year 2021 ALLEN, TX		DATE:	11-19-21		
				TIME:	17:19		
				PAGE:	1		
PART I: SUMMARY OF CDBG RESOURCES							
01	UNEXPENDED CDBG FUNDS AT END OF PREVIOUS PROGRAM YEAR			0.00			
02	ENTITLEMENT GRANT			436,081.00			
03	SURPLUS LIBRAR RENEWAL			0.00			
04	SECTION 108 GUARANTEED LOAN FUNDS			0.00			
05	CURRENT YEAR PROGRAM INCOME			26,409.44			
05a	CURRENT YEAR SECTION 108 PROGRAM INCOME (FOR SE TYPE)			0.00			
06	FUNDS RETURNED TO THE LINE-OF-CREDIT			0.00			
06a	FUNDS RETURNED TO THE LOCAL CDBG ACCOUNT			0.00			
07	ADJUSTMENT TO COMPUTE TOTAL AVAILABLE			0.00			
08	TOTAL AVAILABLE (SUM, LINES 01-07)			462,490.44			
PART II: SUMMARY OF CDBG EXPENDITURES							
09	DISBURSEMENTS OTHER THAN SECTION 108 REPAYMENTS AND PLANNING/ADMINISTRATION			493,143.92			
10	ADJUSTMENT TO COMPUTE TOTAL AMOUNT SUBJECT TO LOW/MOD BENEFIT			0.00			
11	AMOUNT SUBJECT TO LOW/MOD BENEFIT (LINE 09 + LINE 10)			493,143.92			
12	DISBURSED IN IDES FOR PLANNING/ADMINISTRATION			3,999.81			
13	DISBURSED IN IDES FOR SECTION 108 REPAYMENTS			0.00			
14	ADJUSTMENT TO COMPUTE TOTAL EXPENDITURES			0.00			
15	TOTAL EXPENDITURES (SUM, LINES 11-14)			493,143.92			
16	UNEXPENDED BALANCE (LINE 08 - LINE 15)			59,346.52			
PART III: LOW/MOD BENEFIT THIS REPORTING PERIOD							
17	EXPENDED FOR LOW/MOD HOUSING IN SPECIAL AREAS			0.00			
18	EXPENDED FOR LOW/MOD MULTI-UNIT HOUSING			0.00			
19	DISBURSED FOR OTHER LOW/MOD ACTIVITIES			493,143.92			
20	ADJUSTMENT TO COMPUTE TOTAL LOW/MOD CREDIT			0.00			
21	TOTAL LOW/MOD CREDIT (SUM, LINES 17-20)			493,143.92			
22	PERCENT LOW/MOD CREDIT (LINE 21/LINE 11)			100.00%			
LOW/MOD BENEFIT FOR MULTI-YEAR CERTIFICATIONS							
23	PROGRAM YEAR(S) COVERED IN CERTIFICATION				Fy: Fy: Fy:		
24	CUMULATIVE NET EXPENDITURES SUBJECT TO LOW/MOD BENEFIT CALCULATION			0.00			
25	CUMULATIVE EXPENDITURES BENEFITTING LOW/MOD PERSONS			0.00			
26	PERCENT BENEFIT TO LOW/MOD PERSONS (LINE 25/LINE 24)			0.00%			
PART IV: PUBLIC SERVICE (PS) CAP CALCULATIONS							
27	DISBURSED IN IDES FOR PUBLIC SERVICES			65,412.00			
28	PS UNLIQUIDATED OBLIGATIONS AT END OF CURRENT PROGRAM YEAR			0.00			
29	PS UNLIQUIDATED OBLIGATIONS AT END OF PREVIOUS PROGRAM YEAR			0.00			
30	ADJUSTMENT TO COMPUTE TOTAL PS OBLIGATIONS			0.00			
31	TOTAL PS OBLIGATIONS (LINE 27 + LINE 28 + LINE 29 + LINE 30)			65,412.00			
32	ENTITLEMENT GRANT			436,081.00			
33	PRIOR YEAR PROGRAM INCOME			0.00			
34	ADJUSTMENT TO COMPUTE TOTAL SUBJECT TO PS CAP			0.00			
35	TOTAL SUBJECT TO PS CAP (SUM, LINES 31-34)			436,081.00			
36	PERCENT FUNDS OBLIGATED FOR PS ACTIVITIES (LINE 31/LINE 35)			15.00%			
PART V: PLANNING AND ADMINISTRATION (PA) CAP							
37	DISBURSED IN IDES FOR PLANNING/ADMINISTRATION			3,999.81			
38	PA UNLIQUIDATED OBLIGATIONS AT END OF CURRENT PROGRAM YEAR			0.00			
39	PA UNLIQUIDATED OBLIGATIONS AT END OF PREVIOUS PROGRAM YEAR			0.00			
40	ADJUSTMENT TO COMPUTE TOTAL PA OBLIGATIONS			0.00			
41	TOTAL PA OBLIGATIONS (LINE 37 + LINE 38 + LINE 39 + LINE 40)			3,999.81			
42	ENTITLEMENT GRANT			436,081.00			
43	CURRENT YEAR PROGRAM INCOME			26,409.44			
44	ADJUSTMENT TO COMPUTE TOTAL SUBJECT TO PA CAP			0.00			
45	TOTAL SUBJECT TO PA CAP (SUM, LINES 41-44)			462,490.44			
46	PERCENT FUNDS OBLIGATED FOR PA ACTIVITIES (LINE 41/LINE 45)			0.94%			
LINE 17 DETAIL: ACTIVITIES TO CONSIDER IN DETERMINING THE AMOUNT TO ENTER ON LINE 17							
Report returned no data.							
LINE 18 DETAIL: ACTIVITIES TO CONSIDER IN DETERMINING THE AMOUNT TO ENTER ON LINE 18							
Report returned no data.							
LINE 19 DETAIL: ACTIVITIES INCLUDED IN THE COMPUTATION OF LINE 19							
Plan Year	BDIG Project	BDIG Activity	Voucher Number	Activity Name	Matrix Code	National Objective	Drawn Amount
2021	1	95	9607951	2021-2022 PSA	05Q	LMC	\$14,215.63
2021	1	95	9662882	2021-2022 PSA	05Q	LMC	\$30,862.69
2021	1	95	9677996	2021-2022 PSA	05Q	LMC	\$20,227.78
2021	1	95	9677906	2021-2022 PSA	05Q	LMC	\$106.98
					05Q	Matrix Code	\$65,412.00
2020	2	89	9058679	2020-2021 Reliab	14A	LMH	\$325.00
2020	2	89	9058682	2020-2021 Reliab	14A	LMH	\$358.00
2020	2	89	9058766	2020-2021 Reliab	14A	LMH	\$395.00

2020	2	89	9556775	2020-2021 Rehab	14A	LMH				\$6,648.00
2020	2	89	9556780	2020-2021 Rehab	14A	LMH				\$34,385.62
2020	2	89	9563774	2020-2021 Rehab	14A	LMH				\$558.00
2020	2	89	9563776	2020-2021 Rehab	14A	LMH				\$305.00
2020	2	89	9563783	2020-2021 Rehab	14A	LMH				\$358.00
2020	2	89	9567363	2020-2021 Rehab	14A	LMH				\$1,700.00
2020	2	89	9569607	2020-2021 Rehab	14A	LMH				\$10,966.94
2020	2	89	9569703	2020-2021 Rehab	14A	LMH				\$25,158.00
2020	2	89	9571707	2020-2021 Rehab	14A	LMH				\$1,478.00
2020	2	89	9571714	2020-2021 Rehab	14A	LMH				\$5,058.00
2020	2	89	9581106	2020-2021 Rehab	14A	LMH				\$16,708.00
2020	2	89	9596333	2020-2021 Rehab	14A	LMH				\$368.00
2020	2	89	9596341	2020-2021 Rehab	14A	LMH				\$2,518.85
2020	2	89	9607990	2020-2021 Rehab	14A	LMH				\$558.00
2020	2	89	9607991	2020-2021 Rehab	14A	LMH				\$558.00
2020	2	89	9607992	2020-2021 Rehab	14A	LMH				\$158.00
2020	2	89	9607993	2020-2021 Rehab	14A	LMH				\$368.00
2020	2	89	9607995	2020-2021 Rehab	14A	LMH				\$305.00
2020	2	89	9607996	2020-2021 Rehab	14A	LMH				\$5,408.00
2020	2	89	9611777	2020-2021 Rehab	14A	LMH				\$458.00
2020	2	89	9611780	2020-2021 Rehab	14A	LMH				\$278.00
2020	2	89	9627791	2020-2021 Rehab	14A	LMH				\$658.00
2020	2	89	9627795	2020-2021 Rehab	14A	LMH				\$378.00
2020	2	89	9627797	2020-2021 Rehab	14A	LMH				\$228.00
2020	2	89	9638638	2020-2021 Rehab	14A	LMH				\$458.00
2020	2	89	9638639	2020-2021 Rehab	14A	LMH				\$558.00
2020	2	89	9638642	2020-2021 Rehab	14A	LMH				\$32,628.00
2020	2	89	9638643	2020-2021 Rehab	14A	LMH				\$21,375.00
2020	2	89	9644001	2020-2021 Rehab	14A	LMH				\$19,238.67
2021	2	94	9644003	2021-2022 Housing Rehab	14A	LMH				\$14,098.33
2021	2	94	9653186	2021-2022 Housing Rehab	14A	LMH				\$32,905.00
2021	2	94	9653193	2021-2022 Housing Rehab	14A	LMH				\$335.00
2021	2	94	9653194	2021-2022 Housing Rehab	14A	LMH				\$375.00
2021	2	94	9653195	2021-2022 Housing Rehab	14A	LMH				\$558.00
2021	2	94	9653196	2021-2022 Housing Rehab	14A	LMH				\$6,858.00
2021	2	94	9664507	2021-2022 Housing Rehab	14A	LMH				\$365.00
2021	2	94	9664509	2021-2022 Housing Rehab	14A	LMH				\$558.00
2021	2	94	9668833	2021-2022 Housing Rehab	14A	LMH				\$198.00
2021	2	94	9668835	2021-2022 Housing Rehab	14A	LMH				\$305.00
2021	2	94	9668941	2021-2022 Housing Rehab	14A	LMH				\$11,558.00
2021	2	94	9668946	2021-2022 Housing Rehab	14A	LMH				\$7,658.00
2021	2	94	9668953	2021-2022 Housing Rehab	14A	LMH				\$2,558.00
2021	2	94	9672503	2021-2022 Housing Rehab	14A	LMH				\$5,658.58
2021	2	94	9677437	2021-2022 Housing Rehab	14A	LMH				\$47,248.00
2021	2	94	9677671	2021-2022 Housing Rehab	14A	LMH				\$88.50
2021	2	94	9678076	2021-2022 Housing Rehab	14A	LMH				\$7,308.00
					14A	Matrix Code				\$394,731.92
Total										\$409,143.92
LINE 27 DETAIL: ACTIVITIES INCLUDED IN THE COMPUTATION OF LINE 27										
Plan Year	IDIS Project	IDIS Activity	Voucher Number	Activity to prevent, prepare for, and respond to Coronavirus	Activity Name	Grant Number	Fund Type	Matrix Code	National Objective	Drawn Amount
2021	1	95	9667961	No	2021-2022 PSA	8274C480644	EN	05Q	LMC	\$14,215.63
2021	1	95	9668982	No	2021-2022 PSA	8274C480644	EN	05Q	LMC	\$36,962.89
2021	1	95	9677896	No	2021-2022 PSA	8274C480644	EN	05Q	LMC	\$25,227.79
2021	1	95	9677906	No	2021-2022 PSA	8274C480644	EN	05Q	LMC	\$105.50
				No	Activity to prevent, prepare for, and respond to Coronavirus			05Q	Matrix Code	\$95,412.00
Total										\$95,412.00
LINE 37 DETAIL: ACTIVITIES INCLUDED IN THE COMPUTATION OF LINE 37										
Plan Year	IDIS Project	IDIS Activity	Voucher Number	Activity Name	Matrix Code	National Objective	Drawn Amount			
2020	4	91	9559676	2020-2021 Admin	21A		\$2,339.18			
2020	4	91	9553168	2020-2021 Admin	21A		\$298.00			
2020	4	91	9558875	2020-2021 Admin	21A		\$28.00			
2020	4	91	9560995	2020-2021 Admin	21A		\$36.00			
2020	4	91	9563761	2020-2021 Admin	21A		\$72.00			
2020	4	91	9572884	2020-2021 Admin	21A		\$72.00			
2020	4	91	9572973	2020-2021 Admin	21A		\$279.00			
2020	4	91	9582789	2020-2021 Admin	21A		\$98.50			
2020	4	91	9588095	2020-2021 Admin	21A		\$38.25			
2020	4	91	9588102	2020-2021 Admin	21A		\$38.00			
2020	4	91	9588106	2020-2021 Admin	21A		\$64.00			
2020	4	91	9638644	2020-2021 Admin	21A		\$38.25			
2020	4	91	9653194	2020-2021 Admin	21A		\$87.50			

2020	4	91	6651187	2020-2021 Admin	21A		\$38.25
2020	4	91	6651189	2020-2021 Admin	21A		\$38.25
2020	4	91	6651190	2020-2021 Admin	21A		\$32.25
2020	4	91	6651192	2020-2021 Admin	21A		\$38.25
2020	4	91	6664506	2020-2021 Admin	21A		\$108.00
2020	4	91	6664512	2020-2021 Admin	21A		\$28.25
2020	4	91	6668958	2020-2021 Admin	21A		\$10.00
2020	4	91	6668960	2020-2021 Admin	21A		\$72.60
2020	4	91	6677706	2020-2021 Admin	21A		\$100.00
2020	4	91	6677770	2020-2021 Admin	21A		\$48.90
					21A	Matrix Code	\$3,099.81
Total							\$3,099.81

Financial Summary Attachment (City of Allen, TX- CAPER 2021-2022)

A. Program Income Received 0

B. Prior Period Adjustments 0

C. Loans and Other Receivables

D. LOCCS Reconciliation


Unexpended Balance of CDBG funds	\$ -	Ln. 17; CURRENT YR
LOCC Balance	\$ -	as of 10/1/2021
Cash on Hand:		
Grantee Program Account		
Subrecipients Program Accounts		
Revolving Fund Cash Balances		
Section 108 Cash Balances		
Cash on Hand Total		
Grantee CDBG Program Liabilities (include any reimbursmts. due from program funds)		drawn after PY
Subrecipient CDBG Program Liabilities (include any reimbursements due from program funds)		
Liabilities Total		
Balance (provide an explanation if an unreconciled difference exists)		

Explanation (if applicable):

E. Unprogrammed Funds Calculation

Amount of funds available during the reporting period	\$ 462,490.44	Line 8, PR26
Income expected but not yet realized**		
Subtotal		
Less total budgeted amount	\$463,081.00	Allocation
Unprogrammed Balance	\$0.00	Matches line 1 (PR 26)

** This amount should reflect any income considered as a resource in the action plan (and any amendments) for the period covered by this report, as well as that identified in prior action plans/final statements (including any amendments), that was expected to be received by the end of the reporting period but had not yet been received; e.g., program income or Section 108 proceeds not yet received from an approved 108 loan.

	Office of Community Planning and Development			DATE:	11-10-22
	U.S. Department of Housing and Urban Development			TIME:	17:06
	Integrated Disbursement and Information System			PAGE:	1
	PR26 - CDBG-CV Financial Summary Report				
	ALLEN, TX				

PART I: SUMMARY OF CDBG-CV RESOURCES	
01 CDBG-CV GRANT	672,286.00
02 FUNDS RETURNED TO THE LINE-OF-CREDIT	0.00
03 FUNDS RETURNED TO THE LOCAL CDBG ACCOUNT	0.00
04 TOTAL AVAILABLE (SUM, LINES 01-03)	672,286.00
PART II: SUMMARY OF CDBG-CV EXPENDITURES	
05 DISBURSEMENTS OTHER THAN SECTION 108 REPAYMENTS AND PLANNING/ADMINISTRATION	992,712.85
06 DISBURSED IN IDIS FOR PLANNING/ADMINISTRATION	79,573.15
07 DISBURSED IN IDIS FOR SECTION 108 REPAYMENTS	0.00
08 TOTAL EXPENDITURES (SUM, LINES 05 - 07)	672,286.00
09 UNEXPENDED BALANCE (LINE 04 - LINES)	0.00
PART III: LOW/MOD BENEFIT FOR THE CDBG-CV GRANT	
10 EXPENDED FOR LOW/MOD HOUSING IN SPECIAL AREAS	0.00
11 EXPENDED FOR LOW/MOD MULTI-UNIT HOUSING	0.00
12 DISBURSED FOR OTHER LOW/MOD ACTIVITIES	992,712.85
13 TOTAL LOW/MOD CREDIT (SUM, LINES 10 - 12)	992,712.85
14 AMOUNT SUBJECT TO LOW/MOD BENEFIT (LINE 05)	992,712.85
15 PERCENT LOW/MOD CREDIT (LINE 13/LINE 14)	100.00%
PART IV: PUBLIC SERVICE (PS) CALCULATIONS	
16 DISBURSED IN IDIS FOR PUBLIC SERVICES	100,674.11
17 CDBG-CV GRANT	672,286.00
18 PERCENT OF FUNDS DISBURSED FOR PS ACTIVITIES (LINE 16/LINE 17)	14.97%
PART V: PLANNING AND ADMINISTRATION (PA) CAP	
19 DISBURSED IN IDIS FOR PLANNING/ADMINISTRATION	79,573.15
20 CDBG-CV GRANT	672,286.00
21 PERCENT OF FUNDS DISBURSED FOR PA ACTIVITIES (LINE 19/LINE 20)	11.84%

LINE 10 DETAIL: ACTIVITIES TO CONSIDER IN DETERMINING THE AMOUNT TO ENTER ON LINE 10
Report returned no data.

LINE 11 DETAIL: ACTIVITIES TO CONSIDER IN DETERMINING THE AMOUNT TO ENTER ON LINE 11
Report returned no data.

LINE 12 DETAIL: ACTIVITIES INCLUDED IN THE COMPUTATION OF LINE 12

Plan Year	IDIS Project	IDIS Activity	Voucher Number	Activity Name	Matrix Code	National Objective	Drawn Amount
2020	1	88	6504478	2020-2021 CDBG-CV Public Services	05Q	LMC	\$443.60
			6516237	2020-2021 CDBG-CV Public Services	05Q	LMC	\$776.62
			6518584	2020-2021 CDBG-CV Public Services	05Q	LMC	\$120.00
			6519631	2020-2021 CDBG-CV Public Services	05Q	LMC	\$240.00
			6519635	2020-2021 CDBG-CV Public Services	05Q	LMC	\$360.00
			6529747	2020-2021 CDBG-CV Public Services	05Q	LMC	\$2,845.00
			6535353	2020-2021 CDBG-CV Public Services	05Q	LMC	\$21,015.00
			6540403	2020-2021 CDBG-CV Public Services	05Q	LMC	\$380.82
			6540418	2020-2021 CDBG-CV Public Services	05Q	LMC	\$13,985.00
			6543202	2020-2021 CDBG-CV Public Services	05Q	LMC	\$4,198.00
			6543215	2020-2021 CDBG-CV Public Services	05Q	LMC	\$173.89
			6548519	2020-2021 CDBG-CV Public Services	05Q	LMC	\$657.90
			6550290	2020-2021 CDBG-CV Public Services	05Q	LMC	\$165.19
			6550307	2020-2021 CDBG-CV Public Services	05Q	LMC	\$126.62
			6552042	2020-2021 CDBG-CV Public Services	05Q	LMC	\$5,117.00
			6560622	2020-2021 CDBG-CV Public Services	05Q	LMC	\$123.03
			6560629	2020-2021 CDBG-CV Public Services	05Q	LMC	\$69.45
			6564508	2020-2021 CDBG-CV Public Services	05Q	LMC	\$5,498.00
			6571453	2020-2021 CDBG-CV Public Services	05Q	LMC	\$74.57
			6571460	2020-2021 CDBG-CV Public Services	05Q	LMC	\$119.35

			6577244	2020-2021 CDBG-CV Public Services	05Q	LMC	\$5,510.00
			6588111	2020-2021 CDBG-CV Public Services	05Q	LMC	\$4,247.00
			6607585	2020-2021 CDBG-CV Public Services	05Q	LMC	\$4,446.00
			6611762	2020-2021 CDBG-CV Public Services	05Q	LMC	\$4,900.00
			6627789	2020-2021 CDBG-CV Public Services	05Q	LMC	\$6,122.00
			6638947	2020-2021 CDBG-CV Public Services	05Q	LMC	\$7,180.00
			6653183	2020-2021 CDBG-CV Public Services	05Q	LMC	\$4,330.00
			6664520	2020-2021 CDBG-CV Public Services	05Q	LMC	\$2,680.00
			6677924	2020-2021 CDBG-CV Public Services	05Q	LMC	\$3,042.00
			6679677	2020-2021 CDBG-CV Public Services	05Q	LMC	\$1,718.00
	7	92	6518588	2020-2021 CDBG-CV Small Business Program	18A	LMJ	\$150,000.00
			6533562	2020-2021 CDBG-CV Small Business Program	18A	LMJ	\$25,000.00
			6533564	2020-2021 CDBG-CV Small Business Program	18A	LMJ	\$100,000.00
			6550329	2020-2021 CDBG-CV Small Business Program	18A	LMJ	\$131,618.00
			6560654	2020-2021 CDBG-CV Small Business Program	18A	LMJ	\$8,900.00
			6560719	2020-2021 CDBG-CV Small Business Program	18A	LMJ	\$25,000.00
			6607589	2020-2021 CDBG-CV Small Business Program	18A	LMJ	\$25,000.00
			6693720	2020-2021 CDBG-CV Small Business Program	18A	LMJ	\$23,868.67
			6693721	2020-2021 CDBG-CV Small Business Program	18A	LMJ	\$2,662.07
Total							\$592,712.85
LINE 16 DETAIL: ACTIVITIES INCLUDED IN THE COMPUTATION OF LINE 16							
Plan Year	IDIS Project	IDIS Activity	Voucher Number	Activity Name	Matrix Code	National Objective	Drawn Amount
2020	1	88	6504478	2020-2021 CDBG-CV Public Services	05Q	LMC	\$443.60
			6516237	2020-2021 CDBG-CV Public Services	05Q	LMC	\$776.62
			6518594	2020-2021 CDBG-CV Public Services	05Q	LMC	\$120.00
			6518631	2020-2021 CDBG-CV Public Services	05Q	LMC	\$240.00
			6518935	2020-2021 CDBG-CV Public Services	05Q	LMC	\$360.00
			6529747	2020-2021 CDBG-CV Public Services	05Q	LMC	\$2,845.00
			6535353	2020-2021 CDBG-CV Public Services	05Q	LMC	\$21,015.00
			6540403	2020-2021 CDBG-CV Public Services	05Q	LMC	\$390.92
			6540418	2020-2021 CDBG-CV Public Services	05Q	LMC	\$13,985.00
			6543202	2020-2021 CDBG-CV Public Services	05Q	LMC	\$4,198.00
			6543215	2020-2021 CDBG-CV Public Services	05Q	LMC	\$173.86
			6548519	2020-2021 CDBG-CV Public Services	05Q	LMC	\$657.90
			6550290	2020-2021 CDBG-CV Public Services	05Q	LMC	\$165.19
			6550307	2020-2021 CDBG-CV Public Services	05Q	LMC	\$126.62
			6552042	2020-2021 CDBG-CV Public Services	05Q	LMC	\$5,117.00
			6560622	2020-2021 CDBG-CV Public Services	05Q	LMC	\$123.03
			6560629	2020-2021 CDBG-CV Public Services	05Q	LMC	\$69.45
			6564598	2020-2021 CDBG-CV Public Services	05Q	LMC	\$5,498.00
			6571453	2020-2021 CDBG-CV Public Services	05Q	LMC	\$74.57
			6571460	2020-2021 CDBG-CV Public Services	05Q	LMC	\$119.35
			6577244	2020-2021 CDBG-CV Public Services	05Q	LMC	\$5,510.00
			6588111	2020-2021 CDBG-CV Public Services	05Q	LMC	\$4,247.00
			6607585	2020-2021 CDBG-CV Public Services	05Q	LMC	\$4,446.00
			6611762	2020-2021 CDBG-CV Public Services	05Q	LMC	\$4,900.00
			6627789	2020-2021 CDBG-CV Public Services	05Q	LMC	\$6,122.00
			6638947	2020-2021 CDBG-CV Public Services	05Q	LMC	\$7,180.00
			6653183	2020-2021 CDBG-CV Public Services	05Q	LMC	\$4,330.00
			6664520	2020-2021 CDBG-CV Public Services	05Q	LMC	\$2,680.00
			6677924	2020-2021 CDBG-CV Public Services	05Q	LMC	\$3,042.00
			6679677	2020-2021 CDBG-CV Public Services	05Q	LMC	\$1,718.00
Total							\$108,674.11
LINE 19 DETAIL: ACTIVITIES INCLUDED IN THE COMPUTATION OF LINE 19							
Plan Year	IDIS Project	IDIS Activity	Voucher Number	Activity Name	Matrix Code	National Objective	Drawn Amount
2020	6	93	6492454	2020-2021 CDBG-CV Admin	21A		\$140.00
			6493516	2020-2021 CDBG-CV Admin	21A		\$26,050.00

		6550334	2020-2021 CDBG-CV Admin	21A		\$13,161.80	
		6551394	2020-2021 CDBG-CV Admin	21A		\$18,894.29	
		6560634	2020-2021 CDBG-CV Admin	21A		\$890.00	
		6560731	2020-2021 CDBG-CV Admin	21A		\$2,500.00	
		6588114	2020-2021 CDBG-CV Admin	21A		\$15,467.06	
		6608888	2020-2021 CDBG-CV Admin	21A		\$2,500.00	
Total						\$79,573.15	

Financial Summary Attachment (City of Allen, TX- CAPER 2021-2022)

A. Program Income Received 0

B. Prior Period Adjustments 0

C. Loans and Other Receivables

D. LOCCS Reconciliation

Unexpended Balance of CDBG funds	\$ -	Ln. 17/CURRENT YR
LOCC Balance	\$ -	as of 10/1/2021
Cash on Hand:		
Grantee Program Account		
Subrecipients Program Accounts		
Revolving Fund Cash Balances		
Section 108 Cash Balances		
Cash on Hand Total		
Grantee CDBG Program Liabilities (include any reimbursmts. due from program funds)		drawn after FY
Subrecipient CDBG Program Liabilities (include any reimbursements due from program funds)		
Liabilities Total		
Balance (provide an explanation if an unreconciled difference exists)		

Explanation (if applicable):

E. Unprogrammed Funds Calculation

Amount of funds available during the reporting period	\$ 672,286.00	Line 8, PR26
Income expected but not yet realized**		
Subtotal		
Less total budgeted amount	\$672,286.00	Allocation
Unprogrammed Balance	\$672,286.00	Matches line 1 (PR 26)

** This amount should reflect any income considered as a resource in the action plan (and any amendments) for the period covered by this report, as well as that identified in prior action plans/final statements (including any amendments), that was expected to be received by the end of the reporting period but had not yet been received, e.g., program income or Section 108 proceeds not yet received from an approved 108 loan.